

Specifications

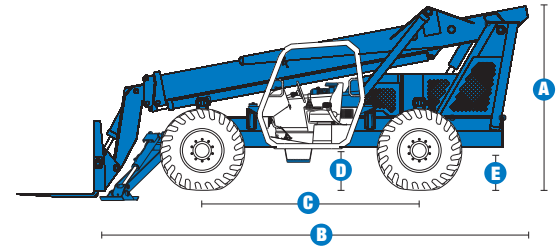
MODEL		GTH™-1048	
MEASUREMENTS		US	Metric
Maximum lift height		48 ft	14.63 m
Reach		31 ft	9.45 m
Reach at maximum height		5 ft 5 in	1.65 m
A Height, stowed		9 ft 7 in	2.92 m
B Length, stowed (without forks)		22 ft 6 in	6.86 m
Width		8 ft 6 in	2.59 m
C Wheelbase		11 ft 3 in	3.43 m
D Ground clearance, center		1 ft 7 in	0.48 m
E Ground clearance, axle		1 ft 7 in	0.48 m
Fork cross section		2.25 x 4 in	57 x 101 mm

PRODUCTIVITY		
Maximum lift capacity	10,000 lbs	4,536 kg
Lift capacity at maximum height	6,000 lbs	2,722 kg
Lift capacity at maximum reach	3,000 lbs	1,361 kg
Drive speed	19 mph	30.6 km/h
Draw bar pull	26,500 lbs	12,020 kg
Turning radius, outside (4WS)	17 ft 3 in	5.26 m
Auxiliary hydraulic flow	3 or 7 gpm	11 or 26 lpm
Auxiliary hydraulic pressure	3,500 psi	241 bar
Tires, standard size	14 x 24 in, 12 ply	


POWER		
Power source	John Deere 4045TF275 4 cylinder diesel 115 hp (85.8 kW)	
Hydraulic tank capacity	48 gal	182 L
Hydraulic system capacity (w/tank)	66 gal	250 L
Fuel tank capacity	30 gal	114 L

WEIGHT		
Weight*	30,500 lbs*	13,835 kg

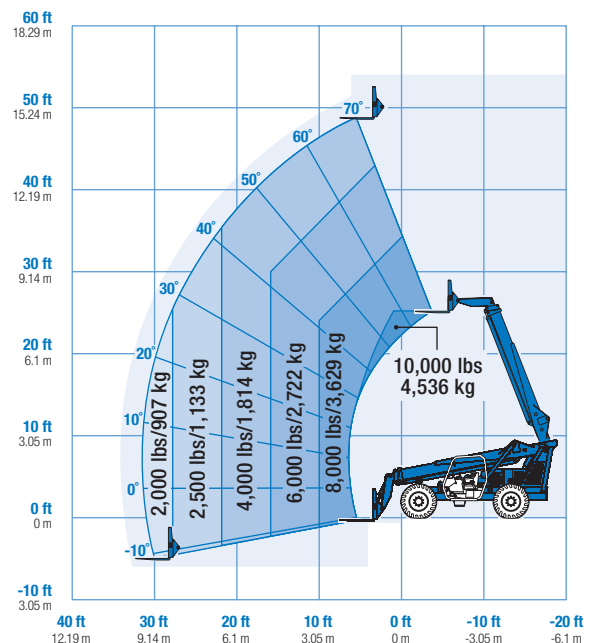
STANDARDS COMPLIANCE ASME B 56.6, ISO 8471, ISO 8449



RANGE OF MOTION GTH™-1048



With stabilizers down



With stabilizers up

* Weight will vary depending on options and/or country standards.

Features

STANDARD FEATURES

MEASUREMENTS

- 10,000 lb (4536 kg) maximum lift capacity
- 48 foot (14.63 m) maximum lift height
- 31 foot (9.45 m) maximum reach

PRODUCTIVITY

- 4WD
- 4WS
- 3-speed forward and reverse powershift transmission
- Power assisted steering
- Internal multiple wet disc brakes
- Spring applied, hydraulic release emergency parking brake
- 14 x 24 in 12-ply, calcium chloride filled tires
- Front axle differential lock
- Rear axle lock-up
- Twin pivot mounted stabilizers
- High efficiency/variable displacement hydraulic pump
- ROPS/FOPS canopy (ISO compliant)
- Multi-function joystick controller
- Fully hydraulic proportional boom controls
- Rear window
- Machine level indicator
- Full instrumentation
- 48 in carriage (pin on)
- 48 in pallet forks
- Boom angle indicator

POWER

- John Deere 115 hp Tier II turbo-charged diesel engine

OPTIONS & ACCESSORIES

PRODUCTIVITY

- Fully enclosed cab (includes full glass, defroster, wiper, right-side sliding window, split door)
- Fully enclosed cab with air conditioning
- Wiper
- Defroster fan
- Right-side sliding window
- Glass over skylight bars
- Front window
- Front screen
- Right-side screen
- Cab heater
- Adjustable suspension seat
- Dual joystick controls
- Strobe light
- Work lights (2 cab mounted front, 1 back-up, 2 stop/tail)
- Road lights (2 cab mounted front, 1 back-up, 2 rear stop/turn/tail, 2 front turn)
- Auxiliary hydraulic circuit
- Fenders (set of 4)
- Mounted disposable fire extinguisher

ATTACHMENT OPTIONS

- Carriages
 - 60 in (1.52 m) swing carriage
 - 72 in (1.83 m) swing carriage
 - 60 in (1.52 m) wide fork frame
 - 72 in (1.83 m) wide fork frame
 - 48 in (1.22 m) rotating fork frame
 - 60 in (1.52 m) rotating fork frame
 - 72 in (1.83 m) rotating fork frame



- Forks (in addition to standard 48 in pallet forks)
 - 60 in (1.52 m) pallet forks (set of two) 2 x 4 x 60 in (.05 x .10 x 1.52 m)
 - 72 in (1.83 m) pallet forks (set of two) 2 x 4 x 72 in (.05 x .10 x 1.83 m)
 - 60 in (1.52 m) full taper forks (set of two) 2.25 x 5 x 60 in (.06 x .13 x 1.52 m)
 - 60 in (1.52 m) lumber forks (set of two) 1.75 x 7 x 60 in (.04 x .18 x 1.52 m)
 - Cubing tines (set of 4)
- Bucket
 - Light duty rubbish bucket
- Variable reach truss boom

ENGINE OPTIONS

- Electric ether aid
- Electric block heater

TIRE OPTIONS

- 14 x 24 in 12-ply foam-filled tires
- 14 x 24 in 12-ply foam-filled rock lug tires

Genie United States

18340 NE 76th Street
P.O. Box 97030
Redmond, Washington 98073-9730

Telephone **(425) 881-1800**
Toll Free in USA/Canada **800-536-1800**
Fax (425) 883-3475

Genie Europe

The Maltings,
Wharf Road
Grantham NG31 6BH
U.K.

Telephone **+44 (0)1476 584333**
Fax +44 (0)1476 584334

Email: infoeurope@genieind.com

Distributed By:



Kevin Keeter • 817.271.0405

For further information, please contact your local distributor or the Genie Industries sales office listed. Product specifications are subject to change without notice or obligation. The photographs and drawings in this brochure are for illustrative purposes only. Refer to the appropriate Operator's Manual for instructions on the proper use of this equipment. Failure to follow the appropriate Operator's Manual when using our equipment or to otherwise act irresponsibly may result in serious injury or death. Prices and specifications subject to change without notice. The only warranty applicable is the standard written warranty applicable to the particular product and sale. Genie makes no other warranty, expressed or implied. Products and services listed may be trademarks, service marks or trade-names of TEREX Corporation and/or its subsidiaries in the USA and other countries and all rights are reserved. Copyright © 2006 Genie Industries, Inc. "Genie" is a Registered Trademark of Genie Industries, Inc. in the USA and many other countries. Genie is a TEREX Company.