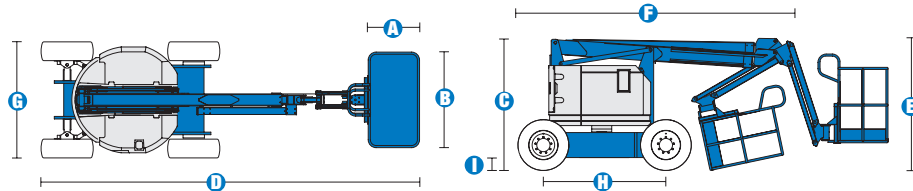
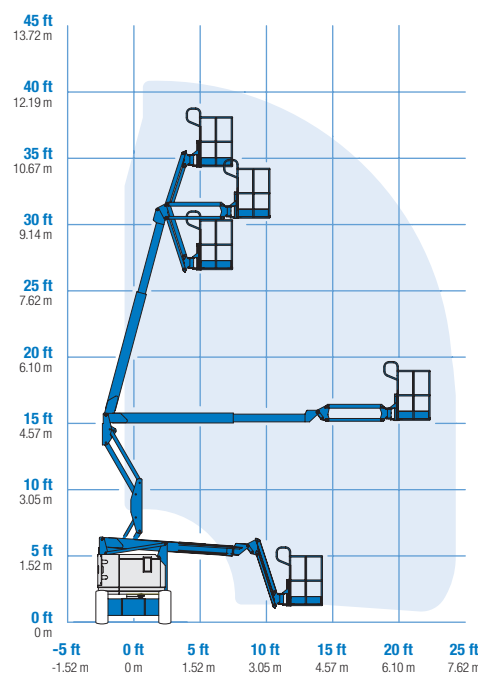


### Specifications



#### RANGE OF MOTION Z™-34/22 DC/Bi



MODELS	Z™-34/22 DC		Z™-34/22 Bi-Energy	
	US	Metric	US	Metric
Working height maximum*	40 ft 6 in	12.52 m	40 ft 6 in	12.52 m
Platform height maximum	34 ft 6 in	10.52 m	34 ft 6 in	10.52 m
Horizontal reach maximum	22 ft 3 in	6.78 m	22 ft 3 in	6.78 m
Up and over clearance - at platform at jib	15 ft	4.57 m	15 ft	4.57 m
	14 ft 11 in	4.55 m	14 ft 11 in	4.55 m
<b>A</b> Platform length	2 ft 6 in	.76 m	2 ft 6 in	.76 m
<b>B</b> Platform width	4 ft 8 in	1.42 m	4 ft 8 in	1.42 m
<b>C</b> Height - stowed	6 ft 7 in	2.00 m	6 ft 7 in	2.00 m
<b>D</b> Length - stowed	18 ft 6 in	5.64 m	18 ft 6 in	5.64 m
<b>E</b> Storage height	7 ft 5 in	2.26 m	7 ft 5 in	2.26 m
<b>F</b> Storage length	13 ft 5 in	4.08 m	13 ft 5 in	4.08 m
<b>G</b> Width	5 ft 8 in	1.73 m	5 ft 8 in	1.73 m
<b>H</b> Wheelbase	6 ft 2 in	1.88 m	6 ft 2 in	1.88 m
<b>I</b> Ground clearance - center	6 in	.15 m	6 in	.15 m

#### PRODUCTIVITY

Lift capacity	500 lbs	227 kg	500 lbs	227 kg
Platform rotation	180°		180°	
Vertical jib rotation	139°		139°	
Turntable rotation	355° non-continuous		355° non-continuous	
Turntable tailswing	zero		zero	
Drive speed - stowed	4.0 mph	6.4 km/h	4.0 mph	6.4 km/h
Drive speed - raised**	0.6 mph	1.0 km/h	0.6 mph	1.0 km/h
Gradeability - stowed***	30%		30%	
Turning radius - inside	5 ft 9 in	1.75 m	5 ft 9 in	1.75 m
Turning radius - outside	13 ft 1 in	3.98 m	13 ft 1 in	3.98 m
Controls	24 V DC proportional		24 V DC proportional	
Tires - air filled	9 x 14.5 in		9 x 14.5 in	

#### POWER

Power Source	48 V DC (eight 6 V batteries 315 Ah capacity)	48 V DC (eight 6 V batteries 315 Ah capacity) with Kubota 12 Hp (8.9 kw) diesel driven alternator
Auxiliary Power Unit	24 V DC	24 V DC
Hydraulic Tank Capacity	4 gal 15.1 L	4 gal 15.1 L

#### WEIGHT\*\*\*\*

	11,000 lbs 4,990 kg	12,000 lbs 5,443 kg
--	---------------------	---------------------

#### STANDARDS COMPLIANCE

ANSI A92.5, CSA B354.4, CE Compliance, AS 1418.10, PB-10-611-03

\* The metric equivalent of working height adds 2 m to platform height. U.S. adds 6 ft to platform height.  
 \*\* In lift mode \*(platform raised), the machine is designed to operate on firm, level surfaces only.  
 \*\*\* Gradeability applies to driving on slopes. See operator's manual for details regarding slope ratings.  
 \*\*\*\* Weight will vary depending on options and/or country standards.

## Features

### EASILY CONFIGURED TO MEET YOUR NEEDS

#### PLATFORM OPTIONS

- Steel 4 ft 8 in (1.42 m) (standard)
- Steel 4 ft (1.22 m)

#### JIB

- 4 ft (1.22 m) jib boom

#### POWER

- 48 V DC power source

#### BATTERY CHARGING OPTIONS

- 25 Amp 48 V on-board charger
- On-board alternator powered by Kubota diesel 12 hp (8.9 kW) engine

#### DRIVE

- 2WD

#### TIRE OPTIONS

- Industrial air-filled (standard)
- Industrial foam-filled
- Industrial non-marking air-filled
- Industrial non-marking foam-filled
- Sealant treated air-filled

### STANDARD FEATURES

#### MEASUREMENTS


- 40 ft 6 in (12.52 m) working height
- 22 ft 3 in (6.78 m) horizontal reach
- 14 ft 11 in (4.55 m) up and over clearance
- Up to 500 lb (227 kg) lift capacity

#### PRODUCTIVITY

- 4 ft (1.22 m) jib boom with 139° working range
- Self-leveling platform
- Hydraulic platform rotation
- Fully proportional controls
- Drive enable
- AC power to platform
- Horn
- Hour meter
- Tilt alarm
- 355° non-continuous turntable rotation
- Locking turntable covers (Bi-Energy only)
- Zero tailswing
- Sep-Ex drive system

#### POWER

- 48 V deep cycle battery pack
- 24 V DC auxiliary power



### OPTIONS & ACCESSORIES

#### PRODUCTIVITY

- Platform swing gate
- Half-mesh platform inserts with swing gate
- Air line to platform
- Deluxe aircraft protection package
- Basic hostile environment kit (Bi-Energy only)
- Tool tray
- Fluorescent tube caddy
- Pipe cradle (pair)
- Alarm package
- Platform work lights
- Lockable platform control box covers
- Arctic oil

#### POWER

- EE rating
- Battery charge indicator (BCI)
- Low voltage interrupt with BCI
- Cold Start Package (Bi-Energy only)

### Genie United States

18340 NE 76th Street  
P.O. Box 97030  
Redmond, Washington 98073-9730

Telephone **(425) 881-1800**  
Toll Free in USA/Canada **800-536-1800**  
Fax (425) 883-3475

### Genie Europe

The Maltings  
Wharf Road  
Grantham NG31 6BH  
U.K.

Telephone **+44 (0)1476 584333**  
Fax +44 (0)1476 584334

Email: [infoeurope@genieind.com](mailto:infoeurope@genieind.com)

### Distributed By:



**Kevin Keeter • 817.271.0405**

For further information, please contact your local distributor or the Genie Industries sales office listed. Product specifications are subject to change without notice or obligation. The photographs and drawings in this brochure are for illustrative purposes only. Refer to the appropriate Operator's Manual for instructions on the proper use of this equipment. Failure to follow the appropriate Operator's Manual when using our equipment or to otherwise act irresponsibly may result in serious injury or death. Prices and specifications subject to change without notice. The only warranty applicable is the standard written warranty applicable to the particular product and sale. Genie makes no other warranty, expressed or implied. Products and services listed may be trademarks, service marks or trade-names of TEREX Corporation and/or its subsidiaries in the USA and other countries and all rights are reserved. Copyright © 2006 Genie Industries, Inc. "Genie" is a Registered Trademark of Genie Industries, Inc. in the USA and many other countries. Genie is a TEREX Company.